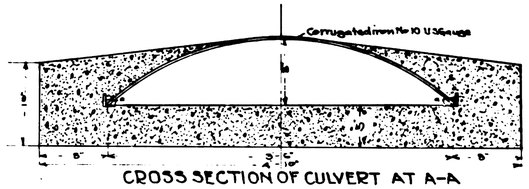

CROSS SECTION OF CULVERT AT A-A
Scale 1½"=1'

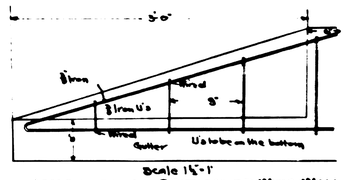

Scale 1½"=1'
LONGITUDINAL SECTION OF WING WALL
SHOWING REINFORCEMENT

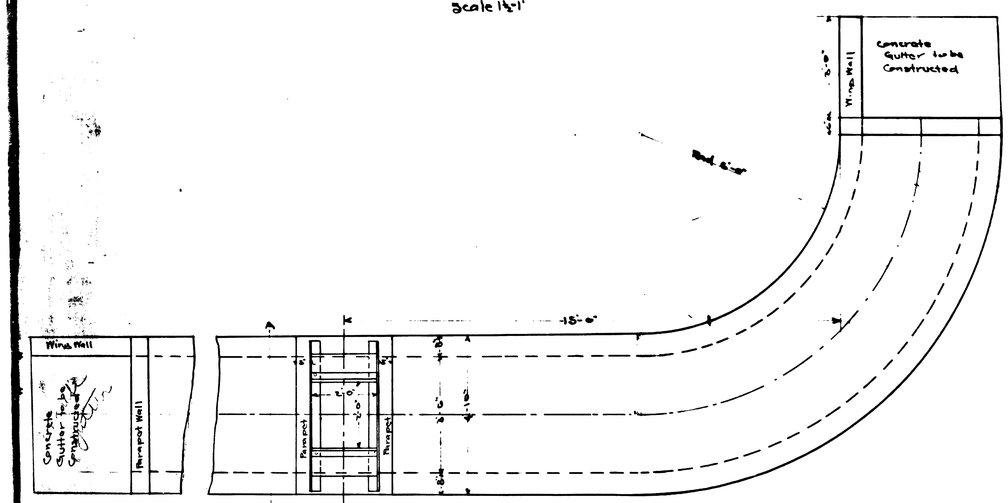

PLAN OF CULVERT SCALE ½"=1'
Note: Pacific Electric will construct 11' on each side of Center Line of Street

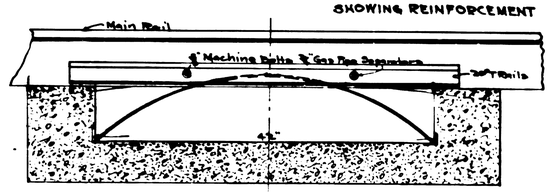

CROSS SECTION THRU TRACK
Scale 1½"=1'

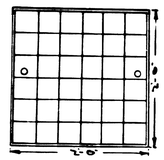

MANHOLE COVER
Scale 1"=1'
Cast Iron

ABBREVIATIONS
The Mark (') Indicates Foot or Feet
The Mark (") Indicates Inch or Inches
St. Indicates Street
℄ Indicates Center Line
The Mark (=) Indicates equals
No. Indicates Number
Concrete is Shown Thus
Culvert is Shown Thus
(∠) Indicates an angle iron 1¼"×1¼"×⅛"

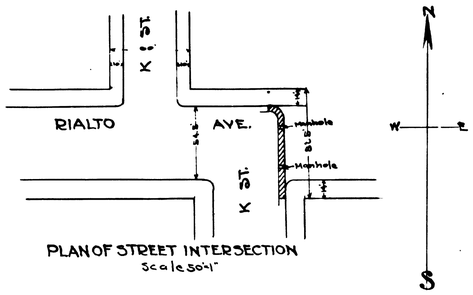

PLAN OF STREET INTERSECTION
Scale 50'=1"

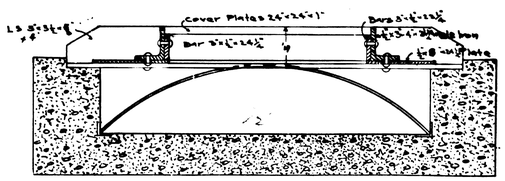

CROSS SECTION OF CULVERT AT MANHOLE
Scale 1½"=1'

AUG 12 1913
F. D. Smith

No. 882
PLAN OF
CULVERT AT INTERSECTION
OF
RIALTO AVE. & K ST.
Aug. 8, 1913

City Engineer